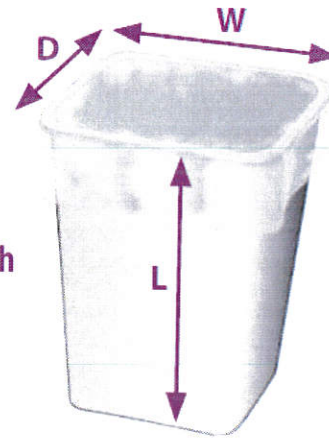


Square Container – Layflat Bag

Note: **Depth** is the shorter of the 2 sides.

1. Bag Width = **Container Width** + **Container Depth** + 2" for a looser fit
2. Bag Length = **Container Height** + **Container Depth** + 6" to cover contents and tie the bag closed.

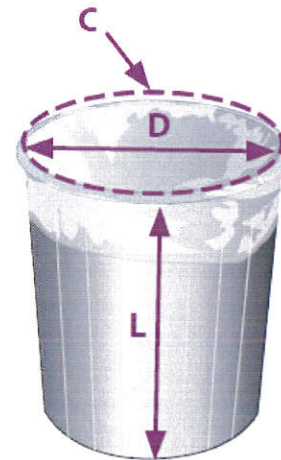
Example: Container Size: 14" W x 10" D x 32" L
Bag Size: 26" W x 48" L



Round Container – Layflat Bag

1. **Container Circumference** = **Diameter** x 3.14
2. Bag Width = **Container Circumference** divided by 2, + 1" for a looser fit.
3. Bag Length = **Container Height** + **Container Diameter** + 5" for overhang.

Example: Container Size: 12" D x 30" L
Bag Size: 20" W x 47" L

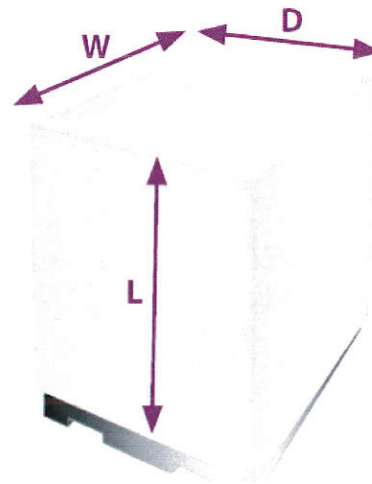


Pallet Cover – Gusseted Bag

Note: **Depth** is the shorter of the 2 sides.

1. Cover Width = **Pallet Width** + 1 - 2"
2. Cover Depth = **Pallet Depth** + 1 - 2"
3. Cover Length = **Pallet Height** + 1/2 **Pallet Depth**

Example: Pallet Size: 40" W x 36" D x 50" L
Cover Size: 42" W x 38" D x 68" L

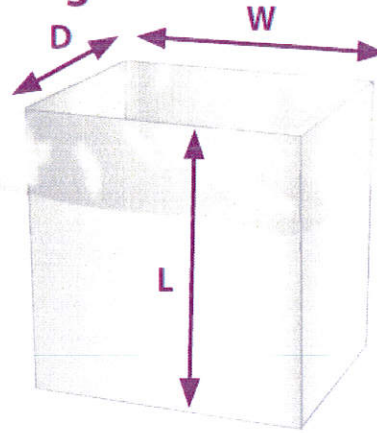


Square Container – Gusseted Bag

Note: **Depth** is the shorter of the 2 sides.


1. Bag Width = **Box Width** + 1"
2. Bag Depth = **Box Depth** + 1"
3. Bag Length = **Box Height** + **Box Depth** + 6"
to cover contents and tie the bag closed.

Example: Box Size: 18" W x 12" D x 14" L
Bag Size: 19" W x 13" D x 32" L



Measuring for a Zip Top Bag


1. Measure **Length (L)** from the bottom of the bag to the base of the reclosable seal.
2. Measure **Width (W)** of the bag from side to side.
3. For rigid items, add ½" to the **Width (W)** of the bag to allow the item to fit through the opening.
4. For thick or bulky items adjust dimensions.
5. Add ½" to 2" to both dimensions for a looser fit.



Example: For a flat product 3½" wide by 5½" deep,
the bag dimensions should measure at least 4" W x 6" L.

Measuring for a Slider Top Bag

1. Measure **Length (L)** from the bottom of the bag to the bottom of the slider closure.
2. Measure **Width (W)** of the bag from side to side.
3. For rigid items, add 1½" to the **Width (W)** of the bag to allow the item to fit through the opening.
4. For thick or bulky items adjust dimensions.
5. Add ½" to 2" to both dimensions for a looser fit.



Example: For a flat product 2½" wide by 5½" deep,
the bag dimensions should measure at least 4" W x 6" L.